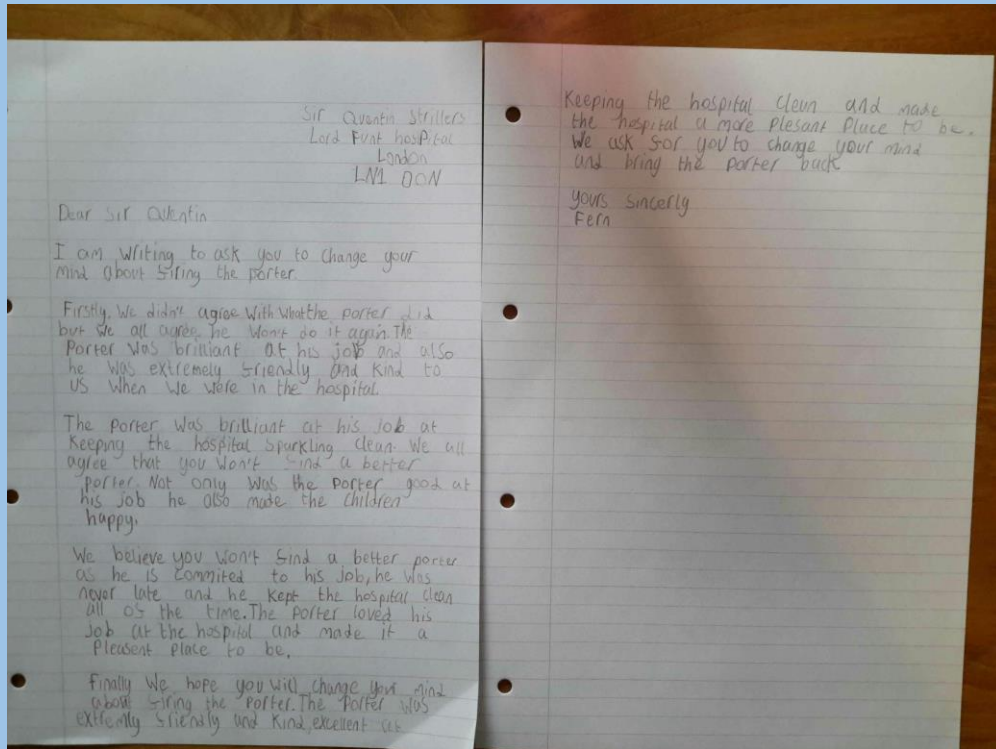


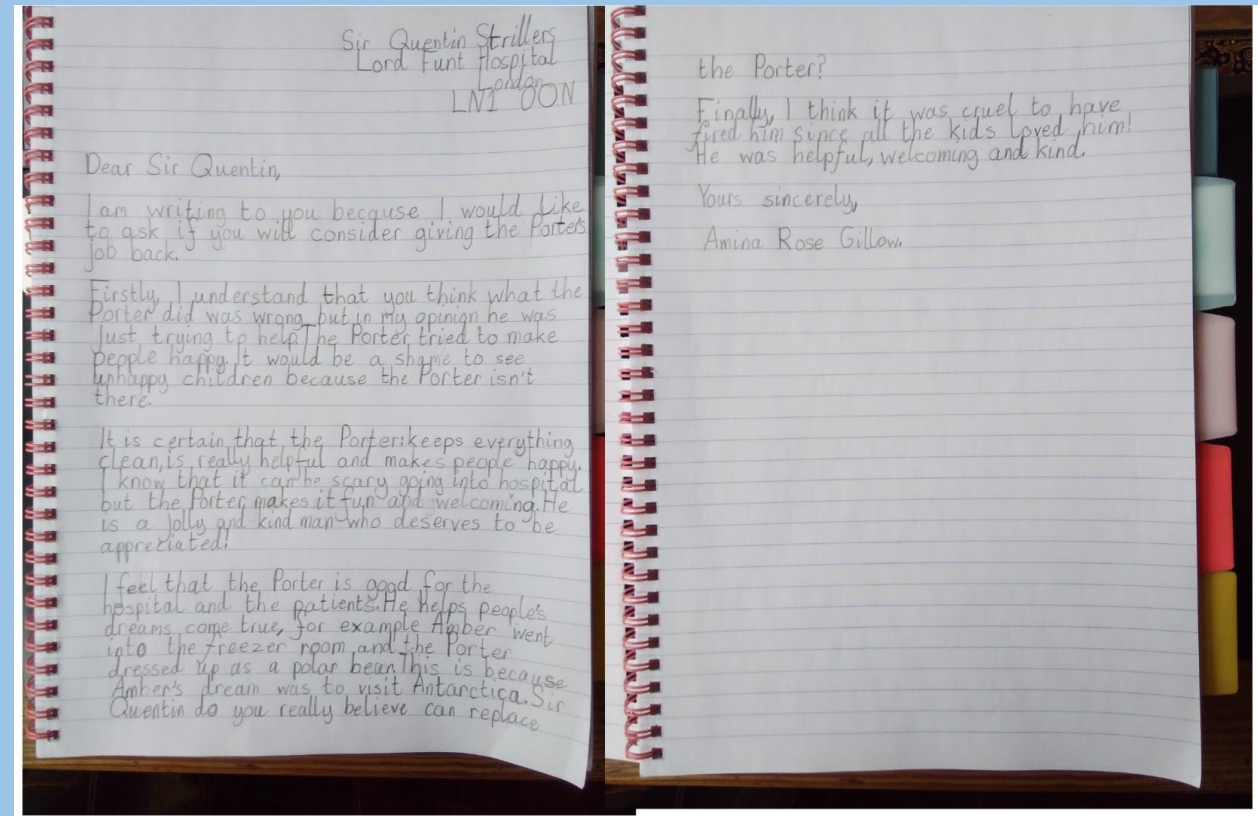


W/C 5.2.21 Seesaw Highlights.

Class 3



Fern



Amina

Literacy

Class 3 wrote persuasive letters as characters from our class story 'The Midnight Gang'.

Maths

We began learning about pictograms this week. Class 3 produced some excellent pictograms showing a range of data.

Jake

Draw Pictograms (1-1)

4a. Kally is drawing a pictogram from the following chart.

Mini beast	
Bees	NI ●
Ladybirds	NI NI II
Butterflies	NI
Spiders	NI III

She knows there are more bees than spiders, but fewer bees than ladybirds.

How many bees could she draw on her pictogram?
9, 10 or 11

5a. A class collected information about the trees in their school grounds.

oak	●●●●●●●●●●
Beech	●●●
Elm	●●●●●●●●
Ash	●●●●●

There were 3 more oak trees than elm trees.
 I only saw 3 beech trees.
 I counted 9 elm trees.
 There were 2 more ash trees than beech trees.

Use the statements to draw a pictogram.

4a. Find and correct the mistakes in Reece's pictogram.

Pizza	●●●●●●●●●●
Sausages	●●●●●
Burger	●●●●●●●●●●

● = 1 person

Pizza	14
Sausages	5
Burger	10
Chips	4

Explain what Reece did wrong.

Draw Pictograms (1-1)

4b. Stan is drawing a pictogram from the following chart.

Flowers	
Rose	NI II
Daffodil	NI NI III
Sunflower	NI ●●
Tulip	III

He knows there are fewer sunflowers than daffodils, but more sunflowers than roses.

How many sunflowers could he draw on his pictogram?
8, 9, 10, 11 or 12

5b. A class collected information about their favourite drinks.

Cola	●●●●
Water	●●●●●●●●●●
Juice	●●●●●●●●
Milk	●●●●●●●●●●

4 fewer children like cola than juice.
 7 children like water.
 8 children like juice.
 3 more children like milk than water.

Use the statements to draw a pictogram.

4b. Find and correct the mistakes in Alina's pictogram.

Tractor	●●●●
Lorry	●●●●●●●●●●
Digger	●●

● = 1 person

Tractor	3
Lorry	13
Digger	2
Van	15

Explain what Alina did wrong.

Cola	●●●●
Water	●●●●●●●●●●
Juice	●●●●●●●●
Milk	●●●●●●●●●●

van ●●●●●●●●●●●●●●●●

Jack

Draw Pictograms (1-1)

4a. Use the table to complete the pictogram.

Dog	●●●●●●●●●●
Cat	●●●●●●●●●●
Fish	●●●●
Rabbit	●●●●●

Dog	10
Cat	12
Fish	4
Rabbit	7

● = 1 person

5a. Complete the pictogram using the tally chart.

Travel	Tally
Boat	IIII
Car	NI NI I
Plane	NI NI NI I
Train	NI NI II

■ = 1 person

Draw Pictograms (1-1)

4b. Use the table to complete the pictogram.

Salad	●●●●●
Pizza	●●●●●●●●
Pie	●●●●●●●●●●
Fish	●●●●●●●●

Salad	5
Pizza	6
Pie	13
Fish	8

● = 1 person

5b. Complete the pictogram using the tally chart.

Name	Tally
Adam	NI NI II
Mia	III
Riley	II
Zara	NI NI I

■ = 1 person

6a. Complete the missing sections of the tally chart and pictogram.

Football	▲▲▲▲▲▲▲▲▲▲
Tennis	▲▲▲▲▲
Rugby	▲▲▲▲▲▲▲▲▲▲
Boxing	▲▲▲▲▲▲▲▲▲▲

Football	NI NI III
Tennis	NI I
Rugby	NI II
Boxing	NI II III

▲ = 1 person

6b. Complete the missing sections of the tally chart and pictogram.


Blonde	▲▲▲▲▲▲▲▲▲▲
Black	▲▲▲▲▲▲▲▲▲▲
Brown	▲▲▲▲▲▲▲▲▲▲
Red	▲▲

Blonde	NI NI III
Black	NI NI NI
Brown	NI II
Red	II

▲ = 1 person

Art

Class 3 were set a drawing activity where they could pick their own Youtube teaching video to draw an item of their choice.



Ryan



Euan



Freddie